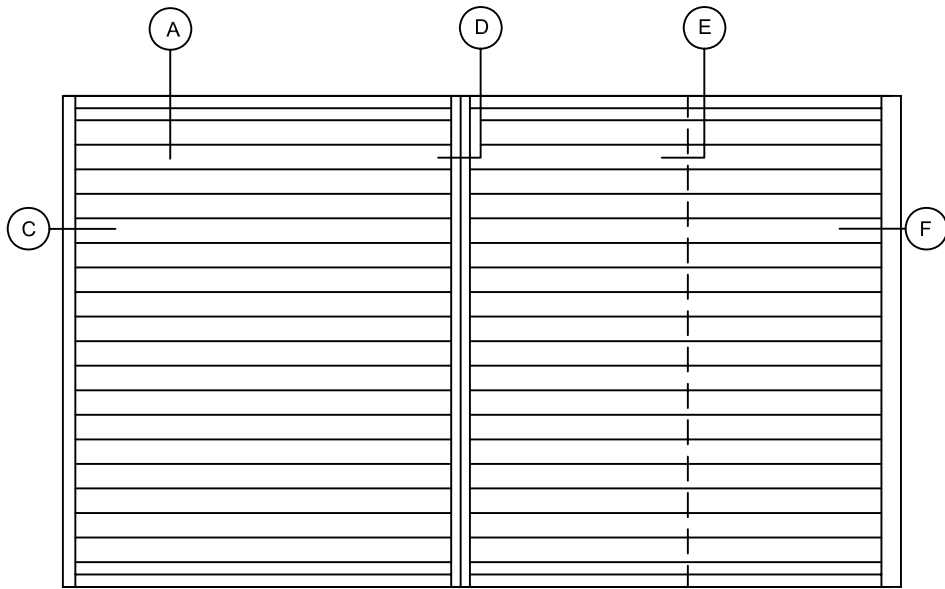
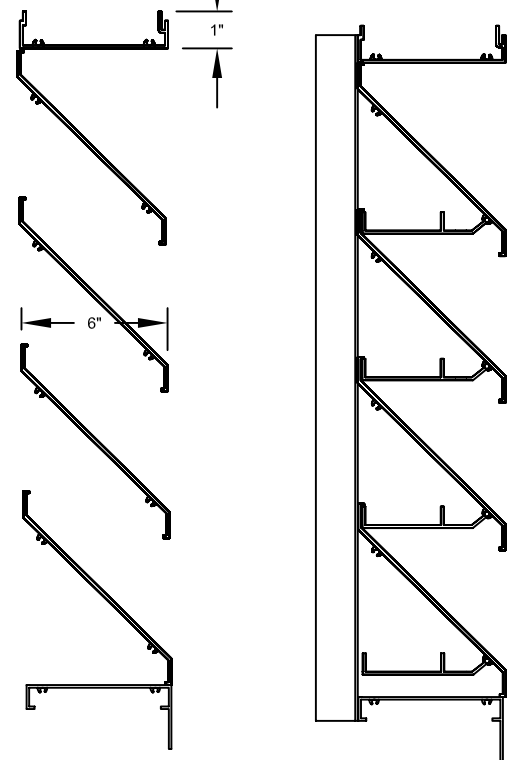


# MODEL S-645 HD



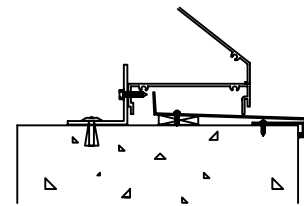
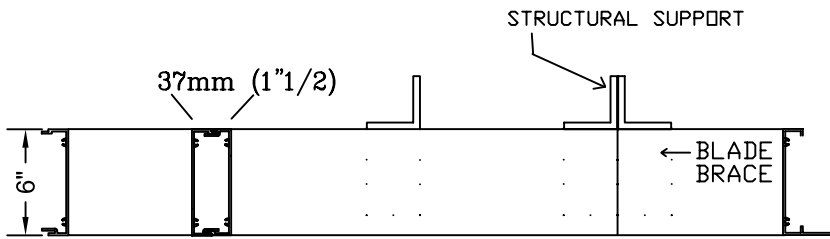
SECTION A

SECTION B



TYPE 'F' FRAME

TYPE 'F' FRAME



□ SILL OPTION

SECTION C JAMB MULLION TYPE U FRAME  
 SECTION D INTERLOCKED MULLION  
 SECTION G INTERMEDIATE SUPPORT  
 SECTION E CONCEALED MULLION  
 SECTION F JAMB MULLION TYPE F FRAME

## S-645 HD SPECIFICATIONS

BLADES STANDARD PROFILE

ASSEMBLY - S/S MECHANICAL STANDARD  
 WELDED OPTIONAL

FRAME CHANNEL FRAME TYPE U  
 FLANGE FRAME TYPE F  
 MULLIONS - VISIBLE MULLION TYPE VM  
 CONCEALED MULLION TYPE CM  
 INTERMEDIATE SUPPORT TYPE IS  
 EXTRUDED ALUMINUM 6063-T52  
 FRAME .125 (3mm)   
 BLADE .125(3mm)   
 SCREENS - ALUM. TYPE A  
 1/2" X 1/2" .063 WIRE  
 C/W FRAME  
 - GALVANIZED TYPE G  
 1/2" X 1/2" 19 GAUGE  
 - INSECT TYPE I  
 18X14 ALUMINUM MESH

L#	QUANT.	OPENING SIZE		FRAME	MULL.	SECTIONS WIDE	SCREENS	LOCATION
		WIDTH	HEIGHT					
L-1								
L-2								
L-3								
L-4								
L-5								
L-6								
L-7								

## McGILL LOUVERS

1734 Orangebrook Crt. (905) 420-0485 TEL.  
 Pickering Ontario (905) 420-4564 FAX  
 CANADA (888)-624-4557 TEL.  
 L1W 3G8 (888)-624-4558 FAX  
 EMAIL : engineering@the-mcgill-group.com

## FINISHES

COLOUR # \_\_\_\_\_

- MILL FINISH
- 5000 SERIES AAMA -603 BAKED ENAMEL
- 10000 SERIES AAMA -605.2 KYNAR 2 COAT
- 15000 SERIES AAMA -605.2 KYNAR 3 COAT
- CLEAR ANODIZING  .0004  .0007
- COLOUR ANODIZING \_\_\_\_\_

PROJECT \_\_\_\_\_

ARCH/ENG. \_\_\_\_\_

CONTRACTOR \_\_\_\_\_

REPRESENTATIVE \_\_\_\_\_

SCALE \_\_\_\_\_ DATE \_\_\_\_\_

SHEET \_\_\_\_\_

OF \_\_\_\_\_