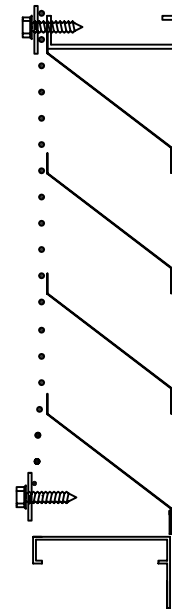


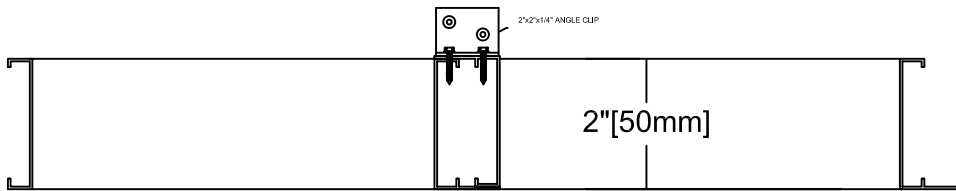
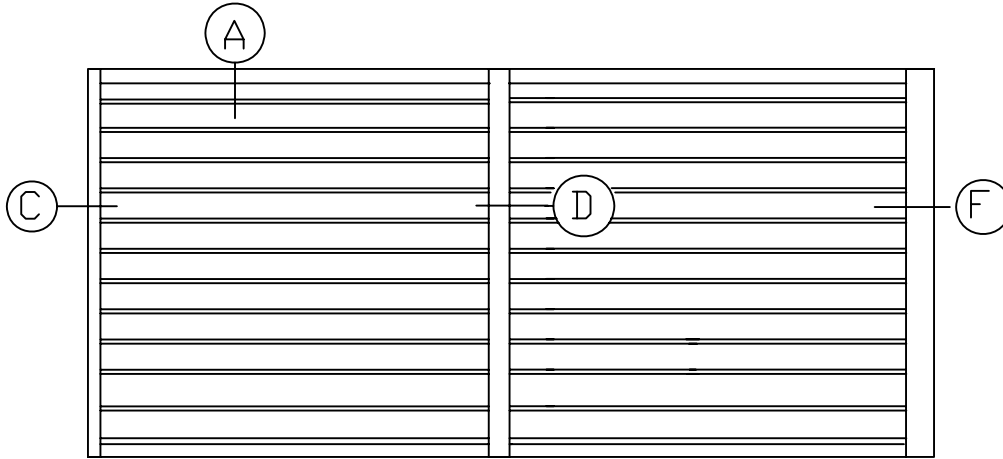
# MODEL ST-245

## SECTION A

CHANNEL FRAME



FLANGE FRAME



SECTION C

SECTION D

SECTION F

JAMB MULLION  
TYPE U FRAME

2 x F' FRAMES  
MAKE MULLION

JAMB MULLION  
TYPE F FRAME

### ST-245 SPECIFICATIONS

BLADES STANDARD

ASSEMBLY - S/S MECHANICAL STANDARD  
WELDED OPTIONAL

FRAME CHANNEL TYPE U  
FLANGE TYPE F

MATERIAL: 18 GAUGE GALV. STEEL FRAME & BLADE

MULLIONS VISIBLE MULLION TYPE VM

SCREENS ALUM. TYPE A  
1/2" X 1/2" .063  
WIRE C/W FRAME

GALVANIZED TYPE G  
1/2" X 1/2" 19 GAUGE

INSECT TYPE I  
18X14 ALUMINUM  
MESH

L#	QUANT.	OPENING SIZE		FRAME	MULL.	SECTIONS WIDE	SCREENS	LOCATION
		WIDTH	HEIGHT					
L-1								
L-2								
L-3								
L-4								
L-5								
L-6								
L-7								

### McGILL LOUVERS

1734 Orangebrook Ct. (905) 420-0485 TEL.  
Pickering Ontario (905) 420-4564 FAX  
CANADA (888)-624-4557 TEL.  
L1W 3G8 (888)-624-4558 FAX  
rev. 3/03 EMAIL : engineering@the-mcgill-group.com

### FINISHES

COLOUR # \_\_\_\_\_

- MILL FINISH
- 5000 SERIES AAMA -603 BAKED ENAMEL
- 10000 SERIES AAMA -605.2 KYNAR 2 COAT
- 15000 SERIES AAMA -605.2 KYNAR 3 COAT

PROJECT

ARCH/ENG.

CONTRACTOR

REPRESENTATIVE

SCALE DATE

SHEET

OF